



WELCOME BACK !

Crystal McRae

ndhu_crystal@hotmail.com

www.crystalcleareducation.yolasite.com

This Semester's Plan

- **3 weeks:** January 4th, 18th, & February 8th

This Semester's Plan

- **3 weeks:** January 4th, 18th, & February 8th



Presentations

This Semester's Plan

- **3 weeks:** January 4th, 18th, & February 8th



Presentations



Social Interactions

This Semester's Plan


- **3 weeks:** January 4th, 18th, & February 8th



Presentations



Social Interactions



Exhibitions

Warm-up



Draw 3 Pictures

1) A place you want to travel



2) The coolest animal



3) Your least favourite food



Show & Guess



Presentations



TED



Make a Brainstorm Poster

Group 1: What do you like about doing presentations?

Group 2: What don't you like about doing presentations?

Group 3: What are the characteristics of a good presentation?

Group 4: What are the characteristics of a bad presentation?

Group 5: What can you do to improve your presentation skills?

Presentation Structure

- Shouldn't be too direct


START → **FINISH**

Presentation Structure

- Shouldn't be too confusing / off topic

START

FINISH



Presentation Structure

- Should keep on topic and provide *signposts* along the way



Opening and Closing



Deborah Grayson Riegel

NP/PA SPEAKER TRAINING

GEL

OPENINGS & CLOSINGS

4 Stages to Openings

- **Attention**
- **Benefit**
- **Credibility**
- **Direction**

4 Stages to Openings



4 Stages to Openings

- **Attention**
- **Benefit**
- **Credibility**
- **Direction**

4 Stages to Openings

- **Attention**

Are you tired of sitting and dreaming about places you want to travel?

- **Benefit**

- **Credibility**

- **Direction**

4 Stages to Openings

- **Attention**

Are you tired of sitting and dreaming about places you want to travel?

- **Benefit**

We'll give me 5 minutes of your time and I will tell you how you can make your dreams a reality!

- **Credibility**

- **Direction**

4 Stages to Openings

- **Attention**

Are you tired of sitting and dreaming about places you want to travel?

- **Benefit**

We'll give me 5 minutes of your time and I will tell you how you can make your dreams a reality!

- **Credibility**

Using my 20 years of travel experience and the lessons I have learned through my work as a tour guide I will share secrets that will change the way you think about traveling.

- **Direction**

4 Stages to Openings

□ Attention

Are you tired of sitting and dreaming about places you want to travel?

□ Benefit

We'll give me 5 minutes of your time and I will tell you how you can make your dreams a reality!

□ Credibility

Using my 20 years of travel experience and the lessons I have learned through my work as a tour guide I will share secrets that will change the way you think about traveling.

□ Direction

Today I will teach you how to research, organize, and undertake your dream vacation on a student's budget. So let's get started...


Openings

- Create openings for the topics in each of your pictures
- Write a 15 second opening for each topic – try to use the **A** (attention), **B** (benefit), **C** (credibility), **D** (direction) techniques for openings



Voice

- In a presentation your voice is powerful!
- Learn how to use it properly
 - ▣ Level
 - ▣ Speed
 - ▣ Tone (don't be monotone!)





Deborah Grayson Riegel

NP/PA SPEAKER TRAINING
DEBORAH GRAYSON RIEGEL

V O C A L V A R I E T Y

Voice

- Write one sentence on a piece of paper

English is the greatest subject.



I don't know what to say, really

Presentations

- As a group you will prepare a 3 minute presentation to teach a group of people about something



PowerPoint

- ~~PPT~~
- PowerPoint



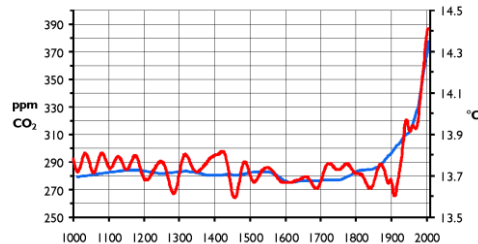
PowerPoint

Example: News



Today's news

- I am starting my PhD degree at National Dong Hwa University
- I am going to study coral reefs
- I like coral reefs
- Coral reefs are pretty
- I want to help coral reefs grow
- Climate change hurts coral reefs



Diving into a PhD Degree





Continue the Story

Once upon a time some university students were sitting in a classroom learning English, when all of sudden lightning struck and the power went out...




LIFE AFTER DEATH BY POWERPOINT 2012


WITH
DON MCMILLAN





Colourblind



































Plate 1

Both normal and those with all colour vision deficiencies should read the number 12.




Plate 2

**Those with normal colour vision
should read the number 8.**

**Those with red-green colour vision
deficiencies should read the number
3.**

**Total colour blindness should not be
able to read any numeral.**




Plate 3

Normal vision should read the number 29.

Red-green deficiencies should read the number 70.

Total colour blindness should not read any numeral




Plate 4

Normal colour vision should read the number 5.

Red-Green colour deficiencies should read the number 2.

Total colour blindness should not be able to read any numeral.




Plate 5

Normal colour vision should read the number 3.

Red-Green deficiencies should read the number 5.

Total colour blindness should not be able to read any numeral.




Plate 6

**Normal colour vision should read the number 15.
Red-Green deficiencies should read the number 17.
Total colour blindness should not be able to read any numeral.**




Plate 7

Normal colour vision should read the number 74.

Red-Green colour deficiencies should read the number 21.

Total colour blindness should not be able to read any numeral.




Plate 8

**Normal colour vision should read the number 6.
The majority of those with colour vision deficiencies
cannot read this number or will read it incorrectly.**




Plate 9

Normal colour vision should read the number 45.

The majority of those with colour vision deficiencies cannot read this number or will read it incorrectly.




Plate 14

Normal colour vision and those with total colour blindness should not be able to read any number.

The majority of those with red-green deficiencies should read the number 5.




Plate 15

Normal colour vision and those with total colour blindness should not be able to read any number.

The majority of those with red-green deficiencies should read the number 45.

Next Class's Presentation

- **Topic: What is your passion?**

Passion = What do you love most in the world

- **Presentation** (PPT, 3-4 minutes in length)

- Interesting Introduction

- Body (describe 3 reasons why you love _____)

- Clear Conclusion

Create a new app

- In our last class we will have a business expo showcasing new apps!
- You and you group will need to create a new app and think about how you would sell/market it at an international exhibition
- So...start thinking!